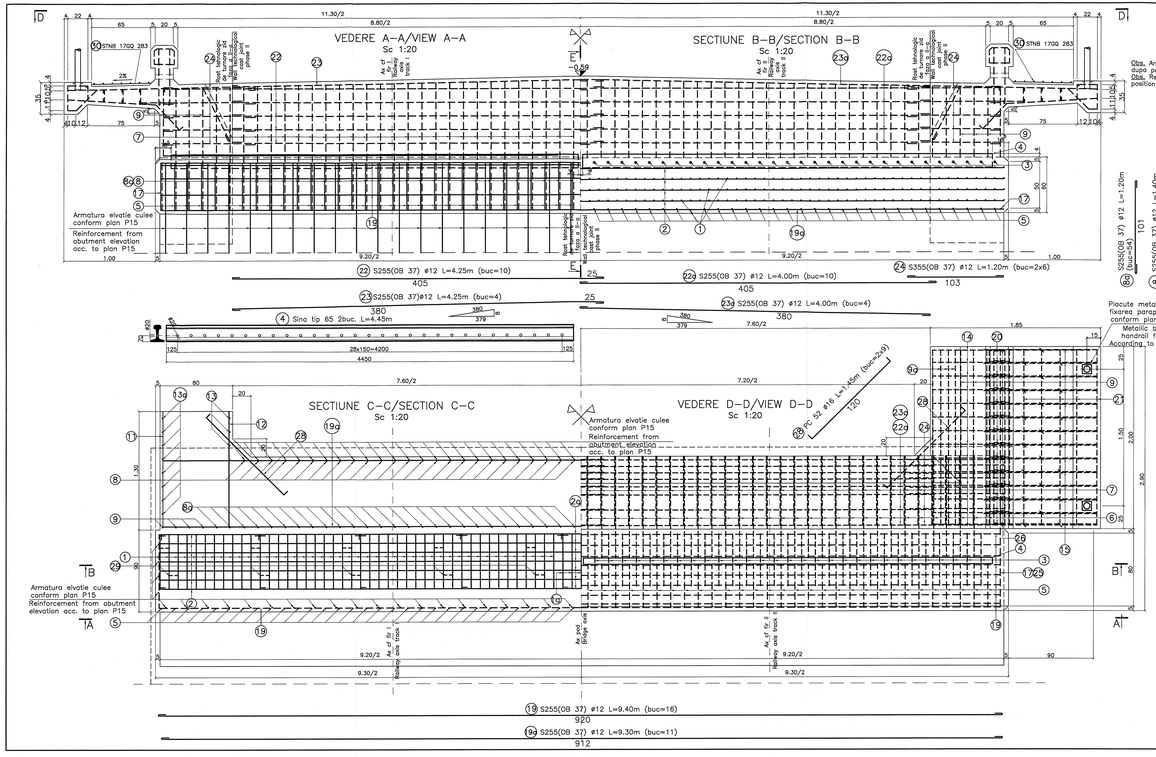

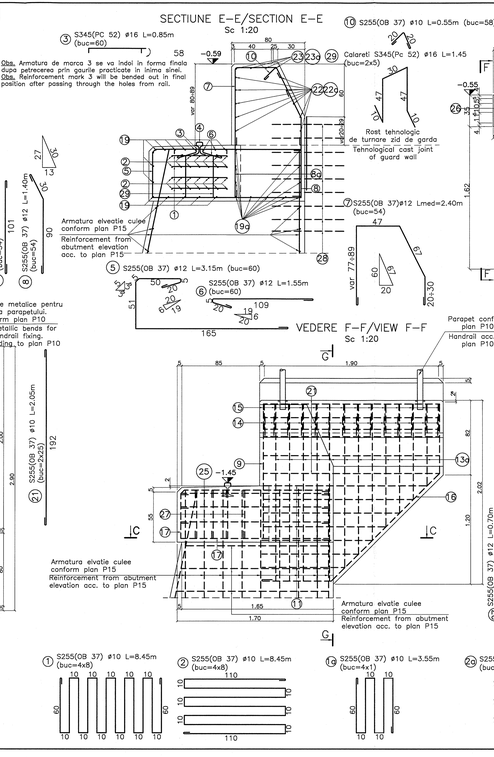

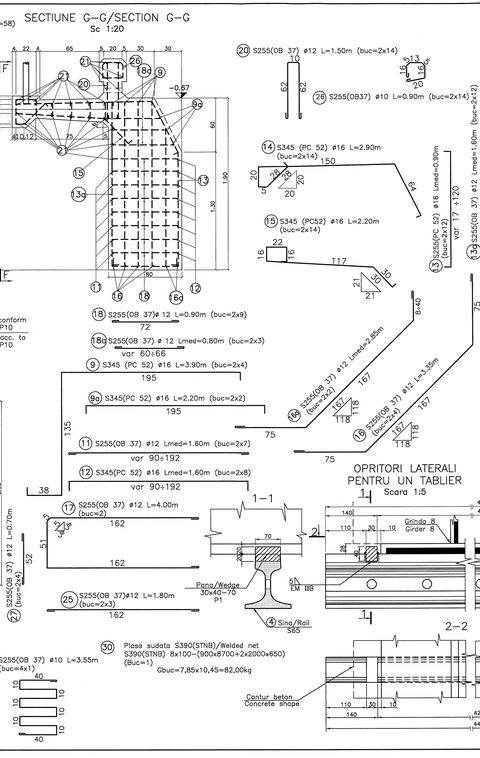

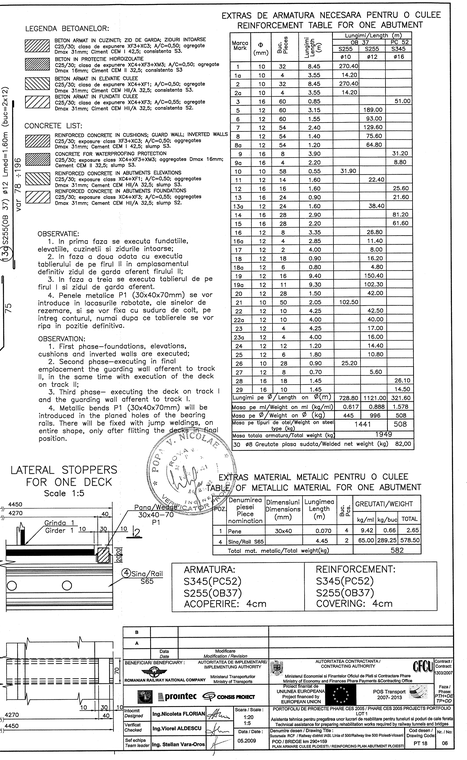

LEGENDA BETOANELOR:

- BETON ARMAT IN ELEMENTI ZID DE GARDA/ ZIDURI INTOARSE C25/30; clase de expunere XF3+XC3; A/C=0,50; agregate Dmax 31mm; Ciment CEM I 42,5; consistenta S3
- BETON IN PROTECTIE HIDROIZOLATIE C25/30; clase de expunere XC4+XF3+XM3; A/C=0,50; agregate Dmax 16mm; Ciment CEM II 32,5; consistenta S3
- BETON ARMAT IN ELEMENTE CULEE C25/30; clase de expunere XC4+XF3; A/C=0,50; agregate Dmax 31mm; Ciment CEM II/A 32,5; consistenta S3.
- BETON ARMAT IN FUNDATII CULEE C25/30; clase de expunere XC4+XF3; A/C=0,50; agregate Dmax 31mm; Ciment CEM II/A 32,5; consistenta S3.

CONCRETE LIST:

- REINFORCED CONCRETE IN CUSHIONS; GUARD WALL; INVERTED WALLS C25/30; exposure class XC4+XF3; A/C=0,50; aggregates Dmax 31mm; Cement CEM II/A 32,5; slump S3.
- CONCRETE FOR WATERPROOFING PROTECTION C25/30; exposure class XC4+XF3+XM3; aggregates Dmax 16mm; Cement CEM II 32,5; slump S3.
- REINFORCED CONCRETE IN ABUTMENTS ELEVATIONS C25/30; exposure class XC4+XF1; A/C=0,50; aggregates Dmax 31mm; Cement CEM II/A 32,5; slump S3.
- REINFORCED CONCRETE IN ABUTMENTS FOUNDATIONS C25/30; exposure class XC4+XF3; A/C=0,55; aggregates Dmax 31mm; Cement CEM II/A 32,5; slump S3.

OBSERVATIE:

1. In prima faza se executa fundatiile, elevatiile, cuginetii si ziduri de intoarsa;
2. In faza a doua odata cu executia tablierului de pe firul II in amplasamentul definitiv zidul de garda aferent firului II;
3. In faza a treia se executa tablierul de pe firul I si zidul de garda aferent.
4. Penele metalice P1 (30x40x70mm) se vor introduce in locasurile rabotate, ale sinelor de rezemare, si se vor fixa cu sudura de colt, pe intreg contunul, numai dupa ce tablierele se vor ripa in pozitie definitiva.

OBSERVATION:

1. First phase–foundations, elevations, cushions and inverted walls are executed;
2. Second phase–executing in final emplacement the guarding wall afferent to track II, in the same time with execution of the deck on track II;
3. Third phase– executing the deck on track I and the guarding wall afferent to track I.
4. Metallic bends P1 (30x40x70mm) will be introduced in the planed holes of the bearing rails. There will be fixed with jump weldings, on entire shape, only after fitting the deck in final position.

EXTRAS DE ARMATURA NECESARA PENTRU O CULEE
REINFORCEMENT TABLE FOR ONE ABUTMENT

Marca Mark	ø (mm)	Buc. Pieces	Lungime/Length (m) OB 37 Ø8			Lungime/Length (m) OB 37 Ø10	Lungime/Length (m) OB 37 Ø12	Lungime/Length (m) OB 37 Ø16
			Ø5	Ø6	Ø8			
1	10	32	8.45		270.40			
1a	10	4	3.55		14.20			
2	10	32	8.45		270.40			
2a	10	4	3.55		14.20			
3	16	60	0.85				51.00	
5	12	60	3.15			189.00		
6	12	60	1.55			93.00		
7	12	54	2.40			129.60		
8	12	54	1.40			75.60		
8a	12	54	1.20			64.80		
9	16	8	3.90				31.20	
9a	16	4	2.20				8.80	
10	10	58	0.55		31.90			
11	12	14	1.60				22.40	
12	16	16	1.60					25.60
13	16	24	0.90					21.60
13a	12	24	1.60				38.40	
14	16	28	2.90					81.20
15	16	28	2.20					61.60
16	12	8	3.35				26.80	
16a	12	4	2.85				11.40	
17	12	2	4.00				8.00	
18	12	18	0.90				16.20	
18a	12	6	0.80				4.80	
19	12	16	9.40				150.40	
19a	12	11	9.30				102.30	
20	12	28	1.50				42.00	
21	10	50	2.05	102.50				
22	12	10	4.25				42.50	
22a	12	10	4.00				40.00	
23	12	4	4.25				17.00	
23a	12	4	4.00				16.00	
24	12	12	1.20				14.40	
25	12	6	1.80				10.80	
26	10	28	0.90		25.20			
27	12	8	0.70				5.60	
28	16	18	1.45					26.10
29	16	10	1.45					14.50
Lungimi pe Ø/Length on Ø(m)						728.80	1121.00	321.60
Masa pe m/Weight on mt (kg/m)						0.617	0.888	1.578
Masa pe Ø/Weight on Ø (kg)						445	996	508
Masa pe tipuri de otel/Weight on steel type (kg)						1441		508
Masa totala armatura/Total weight (kg)						1949		
30	Ø8	Greutate plasa sudata/Welded net weight (kg)				82,00		

EXTRAS MATERIAL METALIC PENTRU O CULEE
TABLE OF METALLIC MATERIAL FOR ONE ABUTMENT

Poz. Pos.	Denumirea piesei Piece nomination	Dimensiuni Dimensions (mm)	Lungimea Length (m)	Buc. Pc.	GREUTATI/WEIGHT kg/ml	kg/buc	TOTAL
1	Pana	30x40	0.070	4	9.42	0.66	2.65
4	Sina/Rail S65		4.45	2	65.00	289.25	578.50
Total mat. metalic/Total weight(kg)							582

ARMATURA:
S345(PC52)
S255(OB37)
ACOPERIRE: 4cm

REINFORCEMENT:
S345(PC52)
S255(OB37)
COVERING: 4cm

B			
A	Date data	Modificare Modification / Revision	

BENEFICIAR/ BENEFICIARY: ROMANIAN RAILWAY NATIONAL COMPANY

AUTORITATEA DE IMPLEMENTARE/ IMPLEMENTING AUTHORITY: Ministerul Transporturilor / Ministry of Transports

promtec CONSIS PROJECT

AUTORITATEA CONTRACTANTA/ CONTRACTING AUTHORITY: Ministerul Economiei si Finantelor Oficiul de Plata si Contractare Phare / Ministry of Economy and Finances Phare Payments &Contracting Office

Project financed by EUROPEAN UNION: UNIUNEA EUROPEANA / EUROPEAN UNION

POB Transport 2007 2013 / POTrasp 2007-2013

Contract / Contract: XXX/2007

Faza / Phase: PTH+DE / TP+DO

PORTOFOLIUL DE PROIECTE / PHARE - CES 2005 / PHARE CES 2005 PROJECTS PORTFOLIO

Proiectat / Designed: Ing.Nicoleta FLORIAN

Verificat / Checked: Ing.Viorel ALDESCU

Data / Date: 05.2009

Scara / Scale: 1:20 1:5

Proiectul pentru pregatirea unor lucrari de reabilitare pentru tunelul si podurile de calea ferata / Technical assistance for preparing rehabilitation works required by railway tunnels and bridges

Denumire desen / Drawing Title: PODUL DIN BETON ARMAT PE LINIA CF 500/Railway line 500 Pitesti-Vinderei

Cod desen / Drawing Code: PT 18

Nr. / No.: 06

Sef echipa / Team leader: Ing. Stelian Vera-Cruz

PODUL DIN BETON ARMAT PE LINIA CF 500/Railway line 500 Pitesti-Vinderei
PLAN ARMARE CULEE PILONEI/ - REINFORCING PLAN ABUTMENT PLOUGER